Our Mission

‘To create an excellent school that gives every child, no matter their background, the opportunity to live happy and fulfilling lives, go to university or pursue the career of their choice.’

Year 11 Information Evening

Mr Clark – Assistant Principal

2026 - Our best ever results

	2026
4+ whole school	88% (5% up on 2025)
5+ whole school	79% (6% up on 2025)
7+ whole school	40% (1% up on 2025)
4+ English & Maths	84% (6% up on 2025)
5+ English & Maths	78% (12% up on 2025)
7+ English & Maths	32%
A8	60.4 (5.3 up on 2025)
EBacc	56% (11% up on 2025)

Placing us in the top 5 of schools in UL

Eluka
10 x Grade 9s
1 x Grade 8
EMC - D

Ayan
10 x Grade 9s
EMC- D

Mark
2 x Grade 7
2 x Grade 6
4 x Grade 5

Selin
1 x Grade 9
4 x Grade 8
1 x Grade 7
4 x Grade 6

Cerys
3 x Grade 9
2 x Grade 8
2 x Grade 7
2 x Grade 6



Tayyib
3 x Grade 8
5 x Grade 7
2 x Grade 6

Sam
8 x Grade 9
1 x Grade 8
1 x Grade 7
EMC – D*

Aimee
11 x Grade 9
EMC - D

Coleridge Community College
The best in everyone™
Part of United Learning

We are ambitious | We are caring | We have integrity | We contribute | We are CCC, where values matter

We will be a great school in everything that we do.

Core Y11 Team

Mrs. Amner – Senior Vice Principal	Mr. Clark – Assistant Principal
Mr. Wyatt Moon – Head of Year	Ms. Au – Exams Officer

Becoming an ‘Olympian’

‘The day you plant the seed is not the day you eat the fruit’

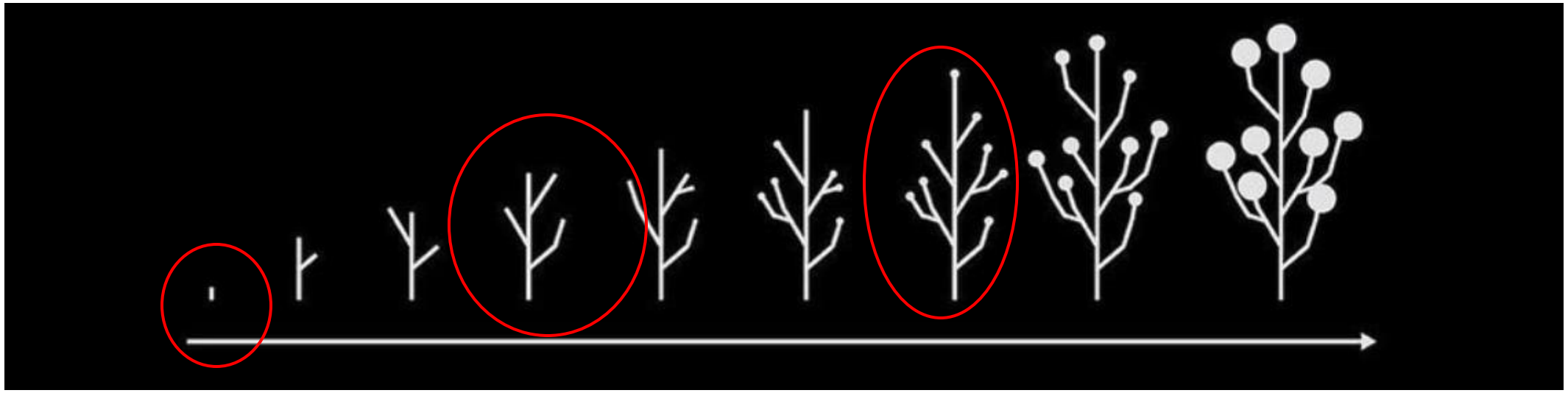

The Four Races

- ~~Race 1: EoY 10 Exams~~

- **Race 2: Mock 1 (November 2026)**

Students are warmed up, 'feeling the weight' of the exam and understanding how to cope, an opportunity to showcase their changed attitude

- **Race 3: Mock 2 (February 2027)**

Fine tuning, another opportunity to show improvement, establishing final areas for development

- **Race 4: Summer (May 2027)**

It is difficult, students will want to give up, but they will have enough left in the tank to be successful



Race 2 – 2nd November 2026

Importance of Mock Exams:

- Indication of progress
- Highlight areas of focus
- Students learn to manage the process (with support)
- Effective revision breeds confidence
- Confidence leads to success

Preparation

- Students go to the Radegund from 8.10 am
- Students receive a free breakfast; water and a preparation talk from the head of subject of the upcoming exam
- Staff will be there to calm any final nerves
- Students should aim to arrive early – do not go into an exam hungry, stressed about being late or unsure about what to do

Revision Guidance

Year 11: Race 2
Revision Guidance

Coleridge Community College
The best in everyone™
Part of United Learning

"The day you plant the seed is not the day you eat the fruit"

Flashcards

Flashcards have the potential to be a powerful learning aid. However, how successful this is will depend on the thought you put into making them in the first place and then how they're used. It's very important to remember that they're for testing, not summarising.

Making good flashcards

- One side of the flashcard should be a single question and its answer on the reverse.
- Select the essential information to go on each flashcard. You could use topic checklists or bolded terms in your study guide to help you choose.
- Break complex concepts down so that they cover multiple cards.
- Use drawings to illustrate answers.

Using flashcards

- Say your answer out loud and not just in your head. You must be fully committed to your response. Even better would be to write your answer out as you would have to do in an exam.
- Use them both ways – look at the answers and say what the question is.

What are the three sections of sonata form?	Exposition, Development and Recapitulation
What is the formula of glucose?	$C_6H_{12}O_6$
	When waves smash rocks

	MON A	TUES A	WEDS A	THURS A	FRI A	SAT A	SUN A
Subject	English Lang	Maths	Physics	French		GCSE PE	English Lit
Focus	ELP1, Q2 and Q3 Language and Structure	Vectors	Forces and elasticity	Cultural life: reading practice		Cardiovascular system	Revise Blood Brother quotations on Mickey, Eddie and Mrs Johnstone
Revision method	Past papers Flashcard – revise key techniques	Sparx revision and past paper	Flashcards and past paper question	Flashcards		Cornell notes and past paper question	Flashcards
	MON B	**TUES B**	**WEDS B**	**THURS B**	**FRI B**	**SAT B**	**SUN B**
Subject	Biology	Chemistry	Geography	English Lang		Maths	Biology
Focus	Primary and secondary structures	Atomic structure	Physical – Earthquakes case studies 6 or 9 marker: Regeneration	ELP1, Q4 – evaluation		Factorising	Infection and response
Revision method	Flashcards	Flashcards and past paper question	Flashcards Past paper questions	Past paper		Sparx and past paper	

	MON A	TUES A	WEDS A	THURS A	FRI A	SAT A	SUN A
Subject							
Focus							
Revision method							
	MON B	**TUES B**	**WEDS B**	**THURS B**	**FRI B**	**SAT B**	**SUN B**
Subject							
Focus							
Revision method							

Expectations

- Same standards of uniform
- Time keeping
- Equipment as a minimum (stored in a **clear pencil case**):
  - several <u>black</u> pens
  - pencils
  - a rubber
  - a ruler
  - a pencil-sharpener
  - mathematical equipment (**protractor, set-square, compasses and a working scientific calculator**)
- Water bottles – no label
- Mobile phones/ watches are not permitted in the exam hall
- No communication in the exam hall



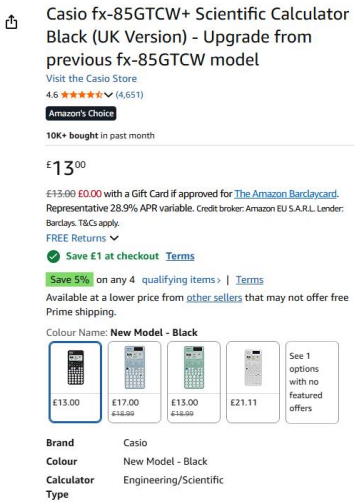

Race 3 – February 2027

- Language speaking exams - TBC
- Mocks will take place between Monday 22nd Feb and Friday 12th March

Race 4 – Summer 2027

- Language speaking exams start 19th April
- Summer series: 10th May – 19th June
- Students **will not** be able to complete ‘catch-ups’
- Students **must** arrive on time to their exams

Grading system

GCSE Grades			
Old (A*- G)	**New (9-1)**	**BTEC Grading**	
A*+	9	L2 Distinction	
A/A*-	8		
A-	7		
B+	6	L2 Merit	
B	5/6		
B-	5		
C+	5		Strong Pass
C	4/5		
C-	4	L2 Pass	Standard Pass
D	3	L1 Distinction	
E	2	L1 Merit	
F	High 1	L1 Pass	
G	Low 1		

Expectations of us

- The next 3 months will shape success for the future

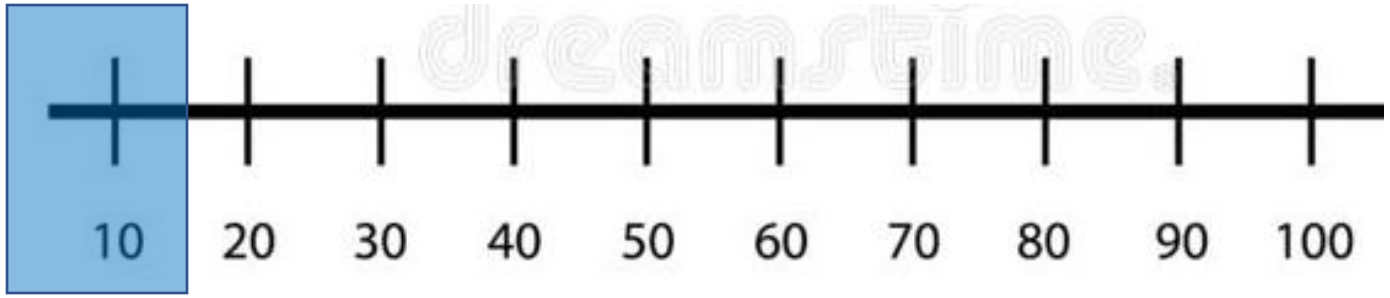

- Working together to achieve
- Open door support – no one is working in isolation

School Support

- Masterclasses – now out
- Tutor Time Interventions
- PE/PSHRE
- Revision materials
- Easter School
- Paper Society

Get Organised

- Have a quiet place to be able to revise
- Create a revision timetable
- Make sure you have hidden all distractions
- Don’t revise the things you already know

Effective Revision

▪ Space your revision over a long period of time

Let's say you have a test one week and you have 5 hours to prepare for it broken down into 30 minute chunks. Very often that process looks like this.

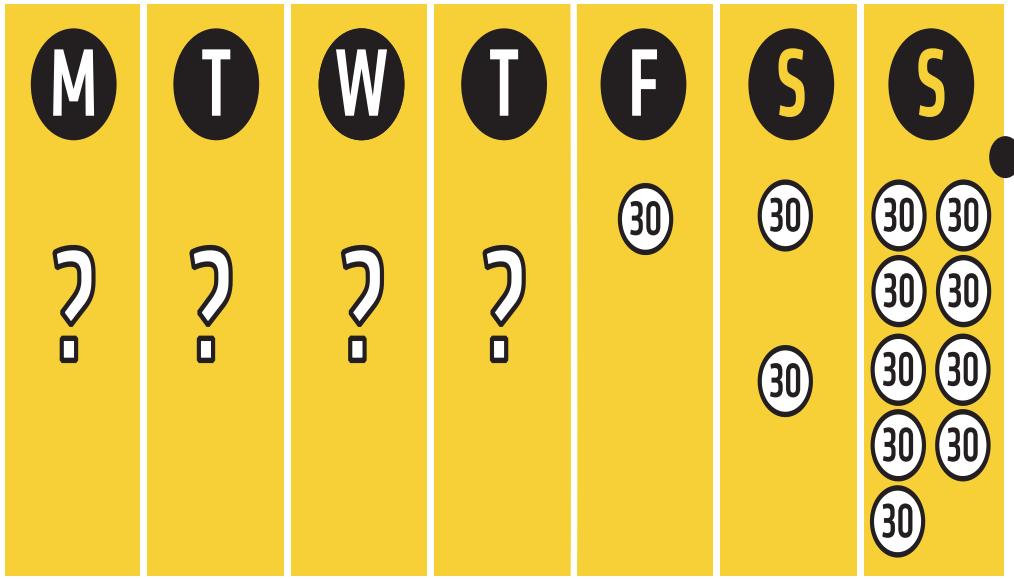

TEST

Instead of mass practice, a much more effective way of revising is to space out your revision like this:

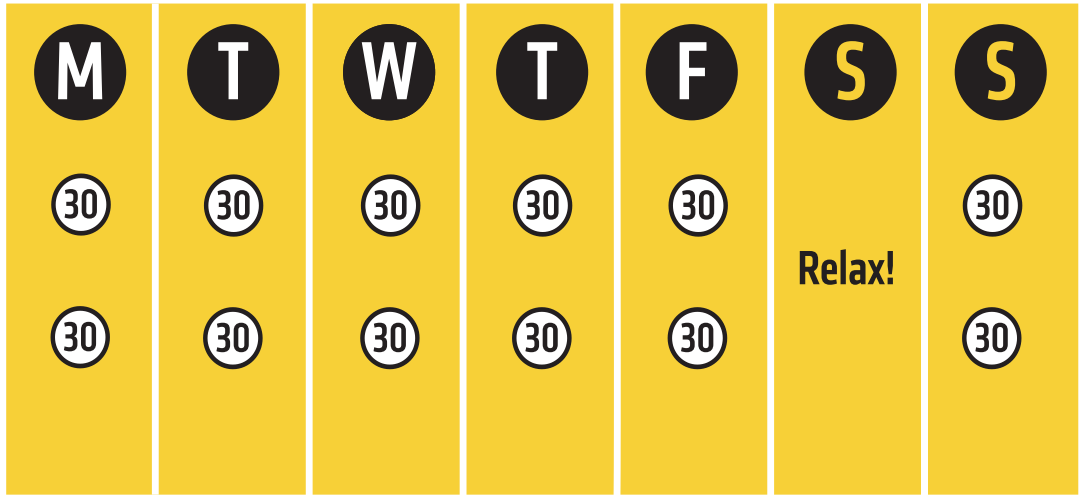

By breaking up your revision into 30 minute chunks and spacing out the time between revision, you will consolidate what you have learned and retain the material much more effectively.

Effective Revision

- Establish a strong routine and set clear goals

STEP 1		Pick a task
STEP 2		Set a 25-minute timer
STEP 3		Work on your task until the time is up
STEP 4		Take a 5 minute break
STEP 5		Every 4 pomodoros, take a longer 15-30 minute break

The Core 4

Brain dumps

Flash cards

Self-Quizzing

Cornell Method

Brain dumps

1. Identify knowledge

Identify knowledge/content you wish to cover.

Do you have the resources you need?

Knowledge organisers
Textbooks
Lesson materials

2. Write it down

Take a blank piece of paper/whiteboard and write down everything you can remember about that topic. (with no prompts)

Give yourself a timed limit (e.g. 10 minutes)

3. Organise information

Once complete and you cannot remember any more, use different colours to highlight/underline words in groups.

This allows you to categorise/link information.

4. Review

Compare your brain dump to your K/O or book and check your understanding.

Correct any incorrect information.

Add any key information you have missed (keywords) in a different colour.

5. Revisit

Keep your brain dump safe and revisit it.

Next time you attempt the same topic try and complete the same amount of information in a shorter period of time or add more information.

Flash cards

1. Identify

What are you creating flashcards on?

Do you have the resources you need?

Knowledge organisers
Textbooks
Lesson materials

2. Design

1 Question per flashcard.

Making them concise and clear.

No extended answer questions.

To help with organisation you can colour code your flash cards per subject.

3. Use

Read the question

Say your answer out loud
OR
Write your answer down

Check your answer

Put your flashcards in two piles, correct and incorrect.

Quiz yourself on each card at least three times.

4. Revisit

Resist the questions you got wrong.

Did you just forget? Or make a small error that can be corrected?

Do you need to go back to your notes?

Do you need further help from your teacher?

5. Review

How have you performed when you look back at your answers?

Which flashcards need to be repeated next time?

Is your knowledge secure? If so, move onto applying knowledge in that area in exam questions.

Flashcards

Velocity v^2:

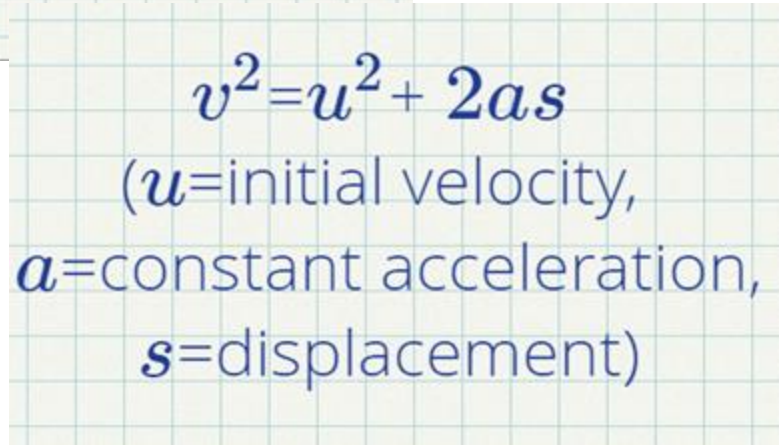
$v^2 = u^2 + 2as$
(u=initial velocity,
a=constant acceleration,
s=displacement)


Nuclear Fission
Subject



The Leitner Method

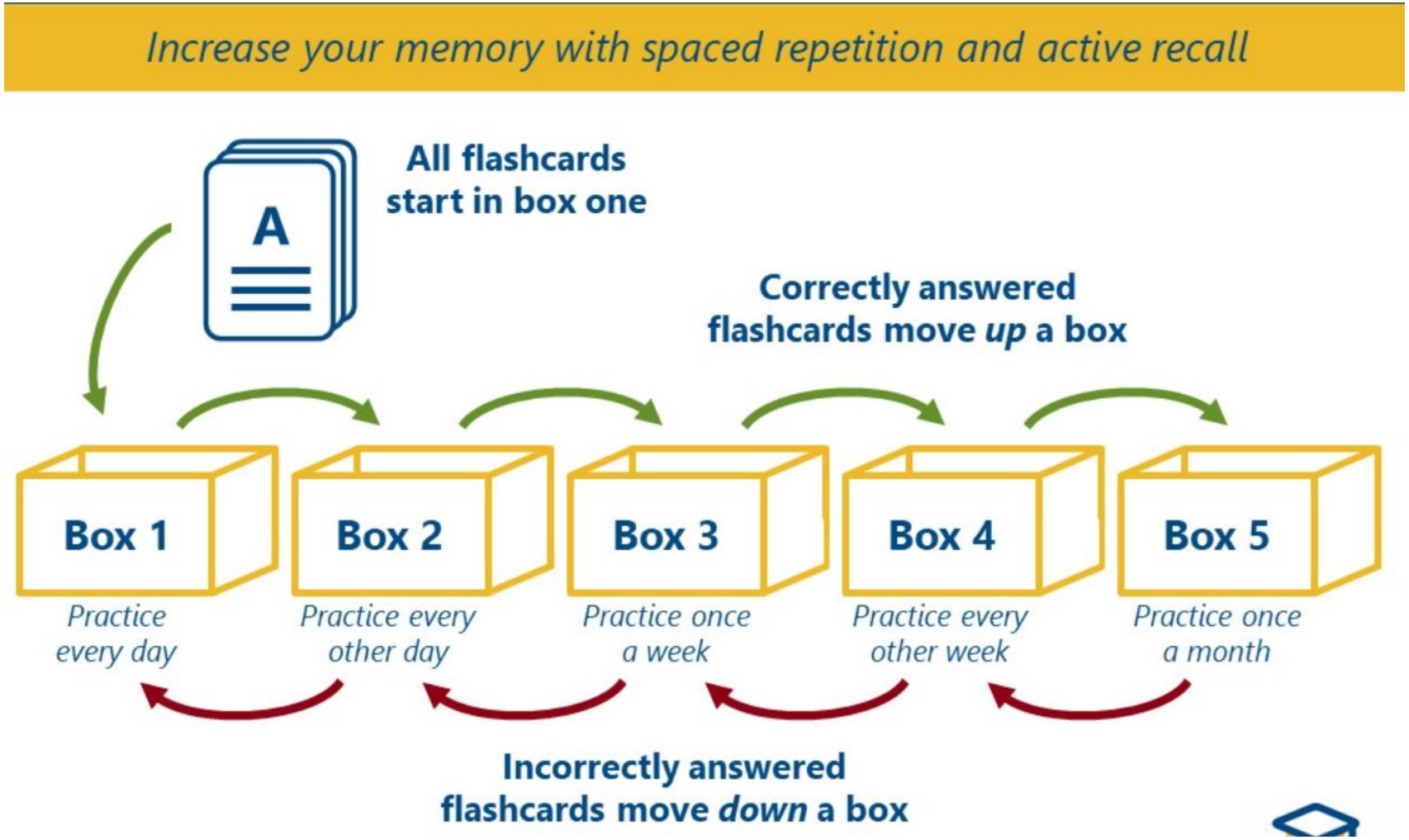

Self-Quizzing

1. Identify knowledge

Identify knowledge/content you wish to cover.

Do you have the resources you need?

Knowledge organisers
Textbooks
Lesson materials



2. Review and create

Spend around 5-10 minutes reviewing content (knowledge organisers/class notes/text book)

Create x10 questions on the content (If your teacher has not provided you with questions)

3. Cover and answer

Cover up your knowledge and answer the questions from memory.

Take your time and where possible answer in full sentences.

4. Revisit

Resist the questions you got wrong.

Did you just forget? Or make a small error that can be corrected?

Do you need to go back to your notes?

Do you need further help from your teacher?

5. Review

How have you performed when you look back at your answers?

Which flashcards need to be repeated next time?

Is your knowledge secure? If so, move on to applying knowledge in that area in exam questions.

Cornell Method

1. Divide the Page

Split your paper into three sections: a narrow left column for *cues* (questions, keywords), a wide right column for *notes*, and a bottom section for a *summary*.



2. Take Notes

During your revision session, write your main notes in the right-hand column, focusing on key concepts, facts, and ideas.

3. Write cues/questions

After you've made your notes, fill in the left-hand column with questions or keywords that relate to the notes.

These serve as prompts for review.

4. Summarise

At the bottom of the page, write a brief summary of the material in your own words.

This helps consolidate understanding.



5. Review and Recite

Cover the right-hand notes column and try to answer the questions or explain the keywords in the left-hand column.

This active recall strengthens memory.

Cornell Notes

This is the best way for taking and reviewing notes.

1. Write notes on the area in question using the tips below.
2. Create recall cues one or two days later.
3. After a few days, write a summary of the key points.
4. At any future point, cover the notes and summary and use the recall cues to test yourself.

Topic:	Sub-topic:	Date:
Recall cues Questions and tasks based on the notes opposite	**Notes** Tips • Bullet points • Symbols and abbreviations • Write in your own words (don't mindlessly copy) • Make sure it makes sense to you What to write • Keywords and ideas • Important dates / people / places • Diagrams / charts • Formulas • Examples / case studies • Critical analysis, e.g. strengths/weaknesses	
Summary Summarise the main points in the notes above. Think about: • Why is this info important? • What conclusions can I draw?		

Adapted from https://chloeburroughs.com/choose-best-note-taking-method/

Topic: Weimar Republic (WR) in 1923 — Stresemann

Recall cues

What crisis did the WR suffer in 1923?

What did this mean to the average citizen?

What prompted this crisis?

Name 4 things Chancellor Stresemann did that helped overcome this crisis?

What effect did each of these have?

Notes

{govt. failed to make reparation payment in late 1922

WR on verge of collapse socially AND economically

HYPERINFLATION CRISIS

=

money

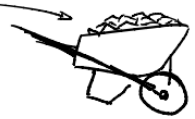

for

- Aug 1923 – STRESEMANN becomes Chancellor and over 3 months.... ~~HYPERINFLATION CRISIS~~

↓ How?

① calls off passive resistance of workers in Ruhr ⇒ goods produced again; ends printing of £ for workers

② Promises to restart reparations (Belgium & France leave Ruhr by 1925). See also: The Dawes Plan (1924) and The Young Plan (1929).

③ New currency, Rentenmark, introduced. Limited printing ⇒ £ ↑ value ⇒ economic confidence ↑

④ Reduces government spending ⇒ budget deficit ↓

Summary

Germany fails to pay France & Belgium → invade Ruhr and sieze goods →

Germans go on strike = passive resistance

Govt. prints lots more money → CRISIS

Stresemann elected Chancellor →

– solves crisis by

① Ends strikes ② Promises to restart reparations

③ New currency ④ Reduces govt. spending

HYPERINFLATION:

Jan '22: £1 = 764 marks

Jan '23: £1 = 71,888 marks

July '23: £1 = 1,413,648 marks

Sept '23: £1 = 3,954,408,000

Topic: Covalent Bonding

Recall cues

In covalent bonding, electrons are....?

This results in each atom involved achieving a....

Between what elements are covalent bonds formed?

What is a covalent bond?

How do you work out how many covalent bonds an atom has?

Draw dot-and-cross diagrams for:

- NH_3
- N_2
- CO_2
- H_2O
- CH_4

Notes

- Covalent bonding involves the sharing of electrons → each atom involved ends up with a FULL OUTER SHELL.
- Occurs between non-metals only
- A covalent bond is a shared pair of electrons (x•)
- 8 – group no.* = the no. of covalent bonds

E.g. nitrogen has 8 – 5 = 3 covalent bonds.

5 x's as nitrogen is in group 5

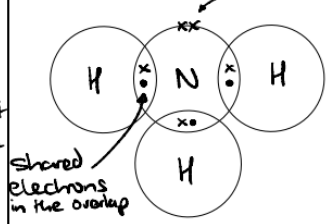

shared electrons in the overlap

→ H–N–H (H below N) — displayed formula

* Hydrogen always has {1 covalent bond

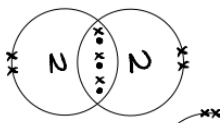

→ N≡N — triple bond

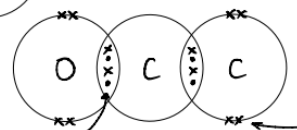

→ O=C=O — double bond

4 •'s as C is in grp 4

6 x's as O in Grp 6

Summary

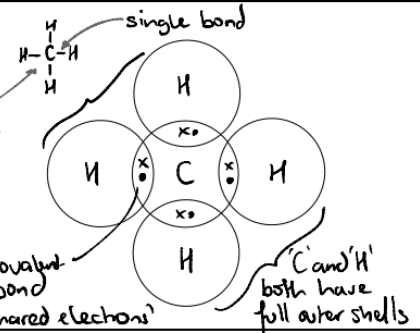

O=O — double bond

W
e values matter
that we do.

Past Papers

- Using past papers is important when revising for GCSEs because they help you practise real exam-style questions, understand how topics are assessed, and improve your time management.

- They also let you spot patterns in the types of questions that often come up.

- You can find free GCSE past papers on exam board websites such as **OCR (ocr.org.uk)**, **AQA (aqa.org.uk)**, and **Edexcel/Pearson (qualifications.pearson.com)**, as well as revision sites like **Physics & Maths Tutor (physicsandmathstutor.com)** which collect papers and mark schemes in one place.

Revision Resources

- Online Support

sparx

SENECA

Pearson Revise

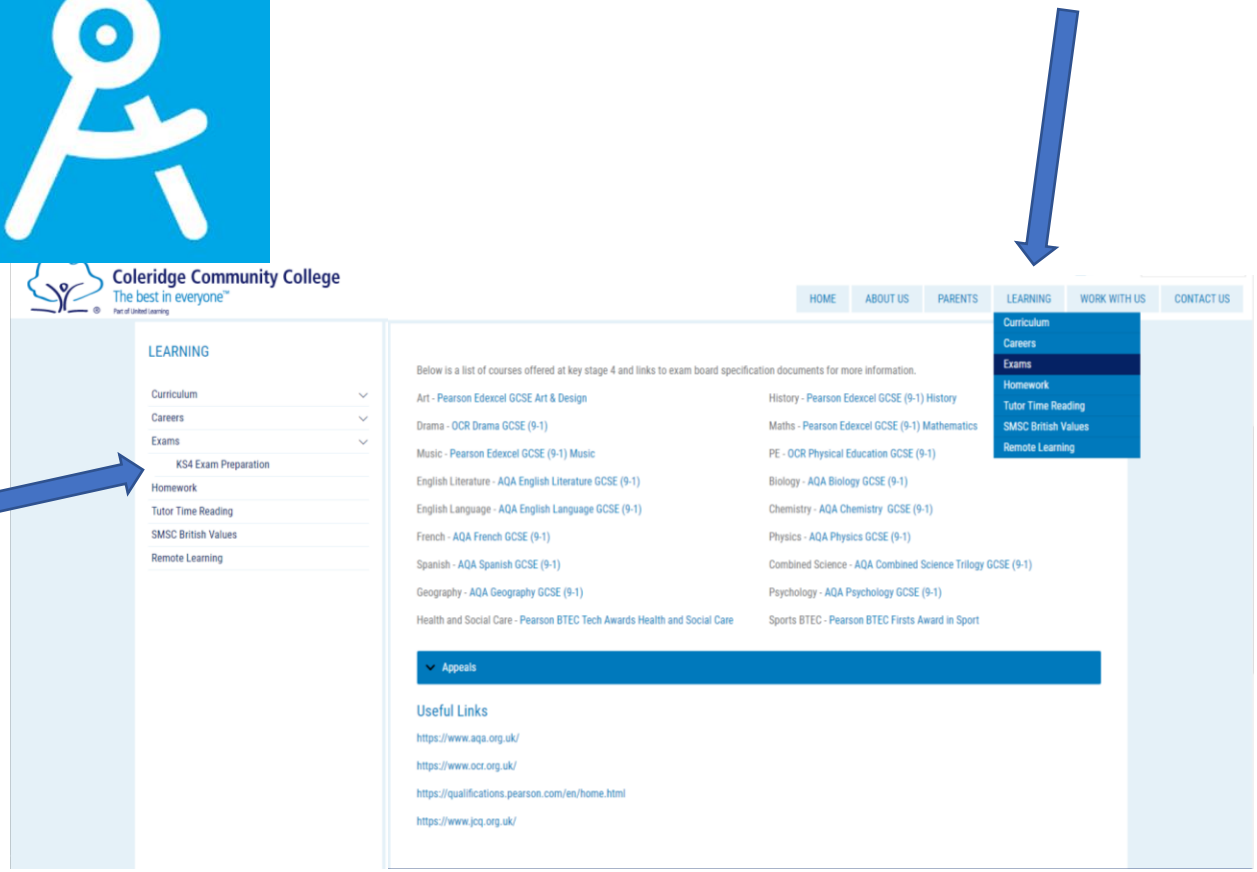

Revision Resources

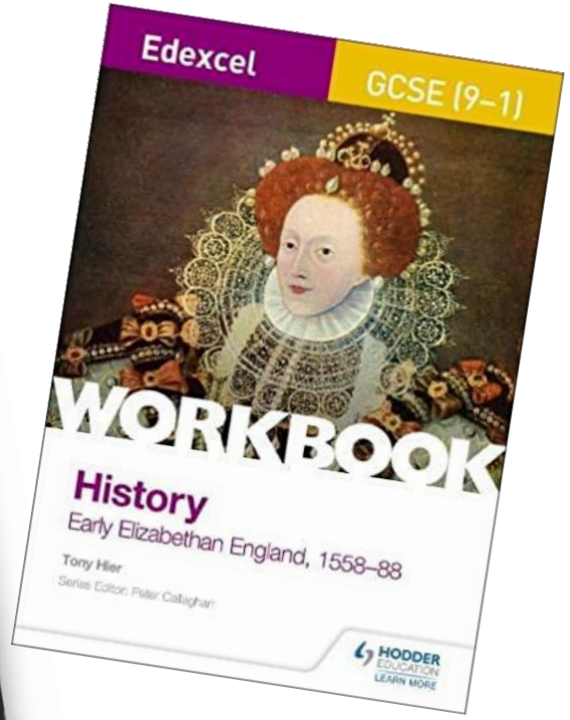

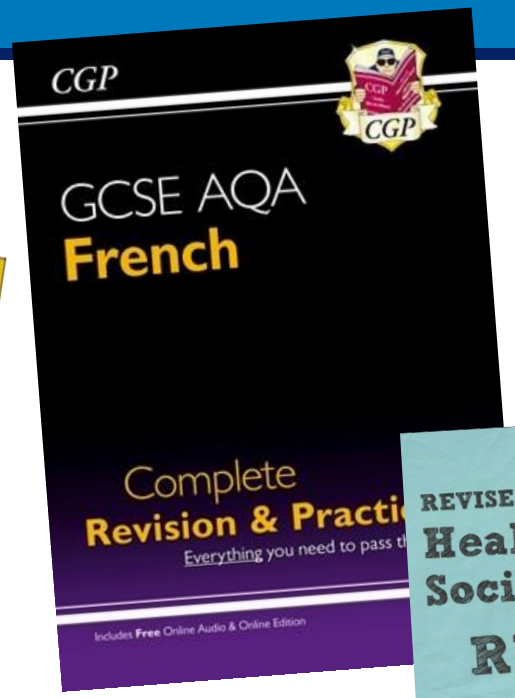

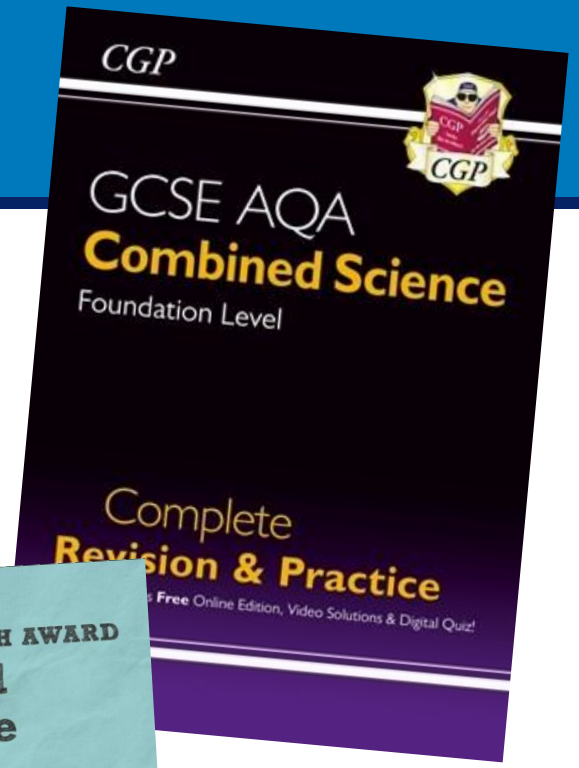

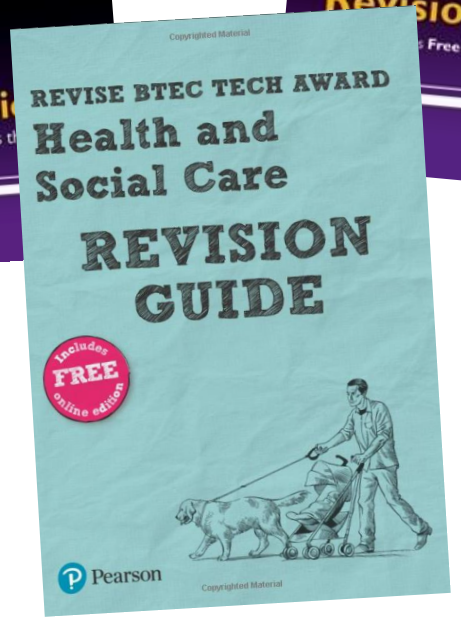

What it isn't…

- Writing out notes or copying from a textbook/exercise book.
- Reading and doing nothing with the information. Trying to focus on 'too much information' on a single page and cramming revision.
- Highlighting information for the sake of it.
- Not enough silent work or attention to a given task. Attempting to revise while multitasking and doing other things.
- Comfort zone revision of easy material that pupils have already mastered because it makes you 'feel good'.

How you can support

How to support:

- Check your child's revision timetable and guidance document
- Be encouraging
- Establish a study routine with them
- Strike a balance between schoolwork and leisure
- Utilise additional resources and support – e.g. Masterclasses, using the learning centre
- Keep distractions to a minimum - lockdown mobiles
- Praise their work and efforts
- Contact school if you have any questions around access arrangements

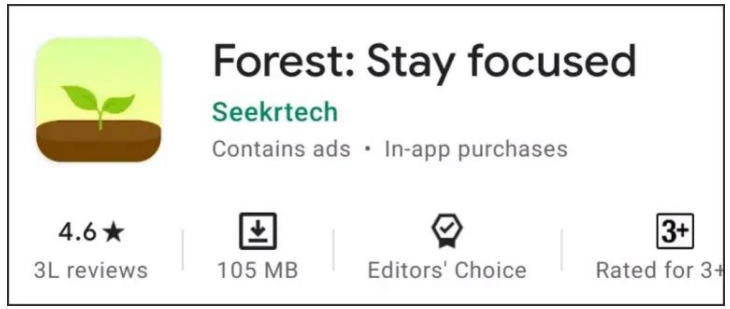

Coping with Revision Stress

- Tutors
- Class Teachers
- Head of Year
- Welfare

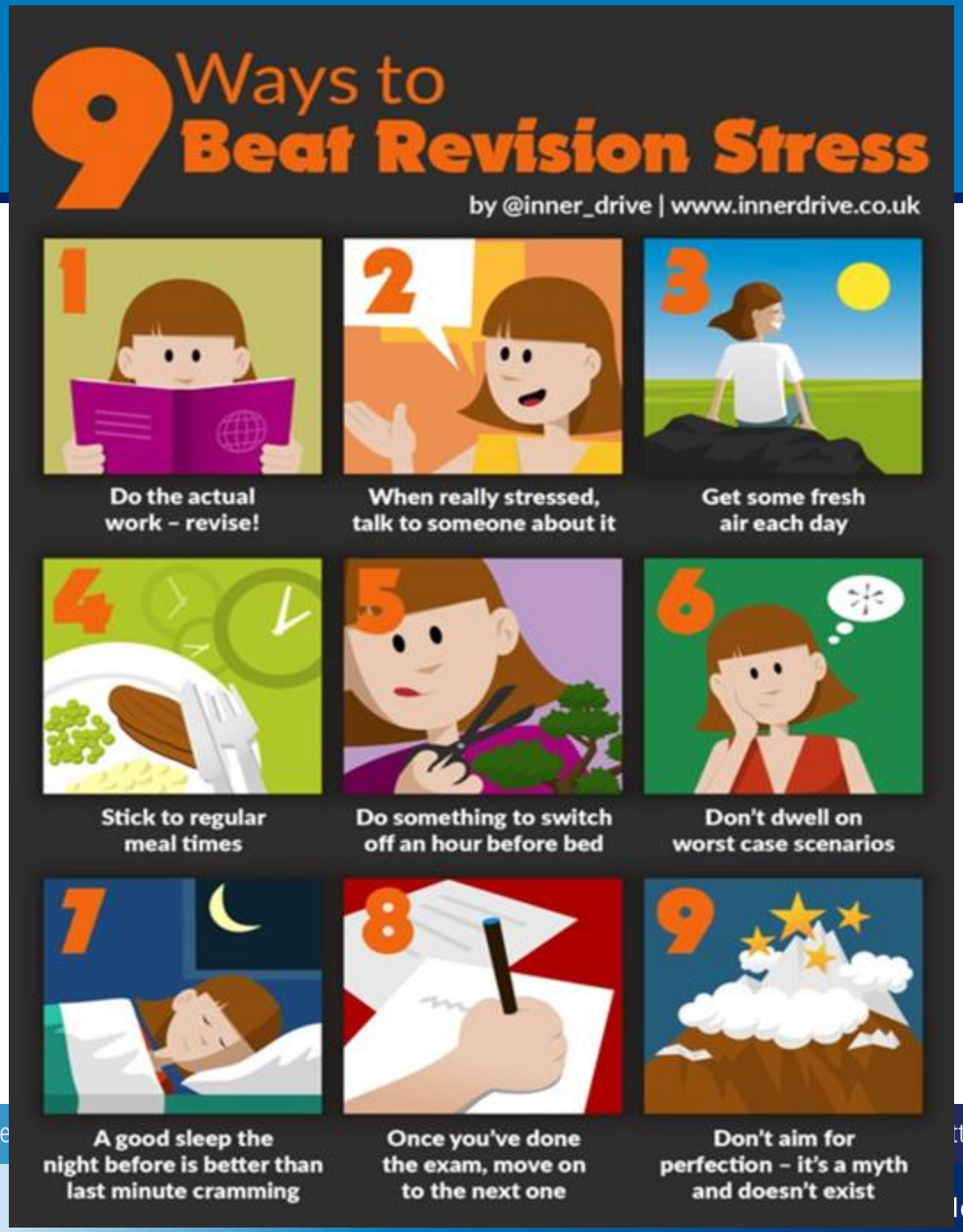

Prom Passport

- **Regularly attending school - 95%**
  - Including all lessons, tutor time and all interventions
  - Punctuality
- **Positive behaviour around the school**
  - In and out of lessons
  - no RR or suspension
- **Positive attitude to learning**
  - Trying your best, resilience
  - Period 7
  - Intervention

Thursday 1st July 2027
Venue: TBC

Rewards Raffle

- 100 % attendance each week
- No RR referrals
- No detentions
- No lates – school or lessons
- HoY discretion
- Linked to school values

Attendance is the separating factor

Student A	Student B
• Year 11 student.	• *Year 11 student.*
• Hardworking.	• *Hardworking.*
• Wants to succeed.	• *Wants to succeed.*
• Knows the most effective ways to revise.	• *Knows the most effective ways to revise.*
• Engages with the school and our routines.	• Engages with the school and our routines.

82.5 lessons difference.
Roughly 17 full days of education across the year.

Absence = Lost Learning



Attendance vs Attainment

Attendance	Average English	Average Maths
95% ≤ x ≤ 100%	6.34	6.87
90% ≤ x < 95%	5.69	5.94
80% ≤ x < 90%	5.29	5.31
70% ≤ x < 80%	4.39	3.59
60% ≤ x < 70%	4.43	3.24
Below 60%	2.23	2.59

Why is attendance so important for the future?

- Year 11 students with near-perfect attendance are almost **twice** as likely to achieve grade 5 in English and Maths GCSE, compared to similar students attending 90-95% of the time.

- The government have estimated that one day of absence can lead to an approximate loss of **£750** in future earnings.

- Students who are persistently absent (attendance of less than 90%) may earn around **£10,000** less at age 28 than those with near-perfect attendance.

Missing school can affect learning, friendships and future financial opportunities.

AQA English Literature Paper

The poems you have studied are:

Lord Byron	When We Two Parted
Percy Bysshe Shelley	Love's Philosophy
Robert Browning	Porphyria's Lover
Elizabeth Barrett Browning	Sonnet 29 – 'I think of thee!'
Thomas Hardy	Neutral Tones
Maura Dooley	Letters from Yorkshire
Charlotte Mew	The Farmer's Bride
Cecil Day-Lewis	Walking Away
Charles Causley	Eden Rock
Seamus Heaney	Follower
Simon Armitage	Mother, any distance
Carol Ann Duffy	Before You Were Mine
Owen Sheers	Winter Swans
Daljit Nagra	Singh Song!
Andrew Waterhouse	Climbing My Grandfather

AQA English Literature Paper

The poems you have studied are:

Lord Byron	When We Two Parted
Percy Bysshe Shelley	Love's Philosophy
Thomas Hardy	Neutral Tones
Maura Dooley	Letters from Yorkshire
Cecil Day-Lewis	Walking Away
Charles Causley	Eden Rock
Simon Armitage	Mother, any distance
Carol Ann Duffy	Before You Were Mine
Andrew Waterhouse	Climbing My Grandfather

Attendance Matters

100%	0 days	0 lessons missed
99%	1 day	6 lessons missed
98%	3 days	18 lessons missed
97%	1 week	lessons missed
96%	1.5 week	37.5 lessons missed
94%	2 weeks	50 lessons missed
93%	2.5 weeks	62.5 lessons missed
92%	3 weeks	75 lessons missed
90%	3.5 weeks	82.5 lessons missed

English

Miss Jones – Head of English

Revision Guidance – English Language

Awarding Body: AQA
English Language

- 2 Papers – 1:45h

English Literature

- 2 papers – Paper 1 (1:45h) and Paper 2 (2:15h)

Summer exams

12/05/27 (am): Paper 1 Literature

19/05/27 (am): Paper 2 Literature

24/05/27 (am): Paper 1 Language

08/06/27 (am): Paper 2 Language

Outline of the papers

Language Paper 1 – 1:45h

- Mix of reading and writing skills
- Paper 2, Q1-4: reading and analysis questions – 1 hour
- Paper 2, Q5: Creative Writing - 45 minutes

Language Paper 2 – 1:45h

- Mix of reading and writing skills
- Paper 2, Q1-4: reading and analysis questions – 1 hour
- Paper 2, Q5: Non-fiction - 45 minutes

Literature Paper 1 – 1:45h

- Macbeth – 50 minutes
- Jekyll and Hyde – 50 minutes

Literature Paper 2 – 2:15h

- Blood Brothers – 45 minutes
- Love and Relationships – 45 minutes
- Unseen Poetry – 45 minutes

Past Paper resources

revision world

Search

GCSE A-LEVEL Study Calendar Revision Maths Revision Science Revision Videos Student Jungle

Home / A-Level Revision / English Language GCSE & A-Level

English Language GCSE Past Papers

This section includes recent GCSE English Language past papers from AQA, Edexcel, Eduqas, OCR and WJEC. If you are not sure which exam board you are studying ask your teacher. Past papers are a fantastic way to prepare for an exam as you can practise the questions in your own time. You can download each of the exam board's papers by clicking the links below.

- AQA GCSE English Language Past Papers
- OCR GCSE English Language Past Papers
- CIE IGCSE English Language Past Papers
- Pearson Edexcel IGCSE English Language Past Papers
- Edexcel GCSE English Language Past Papers
- WJEC GCSE English Language Past Papers

How can you help?

- Test them on their knowledge of quotations/key themes/characters using flashcards, knowledge maps, revision booklets or keyword lists.

- Encourage your child to revise questions under timed and exam conditions.

GCSE English Language and English Literature– Department Contact

- Please contact Miss Jones for any extra past papers or resources.

Email: sally.jones@coleridgecc.org.uk

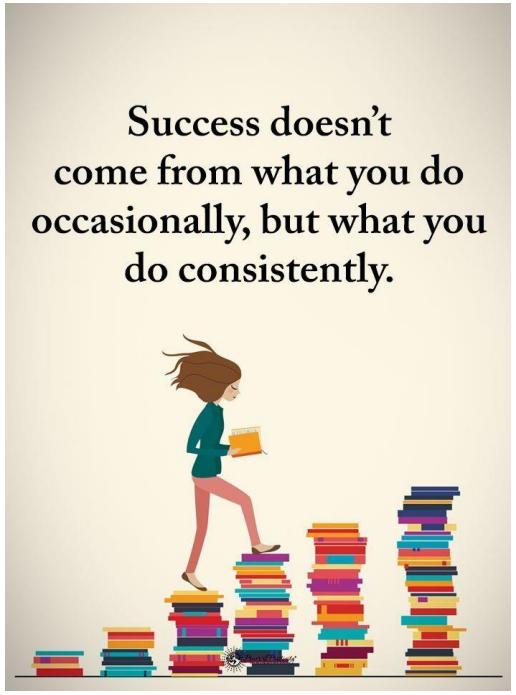

Mathematics

Miss Streatfeild – Head of Mathematics

GCSE Mathematics – Exam Structure

- Awarding body: Edexcel

- 3 Papers - 1 hour 30 minutes each.
  14/05/27: Paper 1 (Non-calculator)
  27/05/27: Paper 2 (Calculator)
  14/06/27: Paper 3 (Calculator)

- Remember: The key to Maths revision is **practising** questions.

GCSE Mathematics – Revision resources

- Maths Genie – Past Papers:

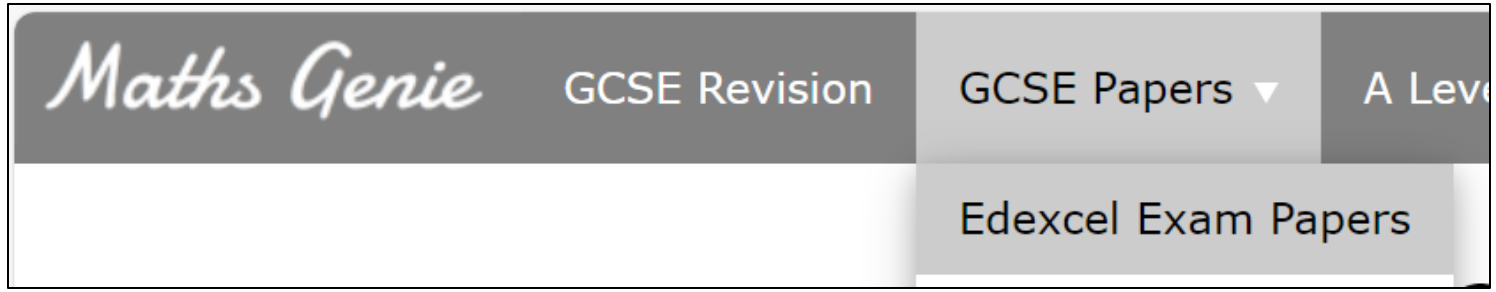

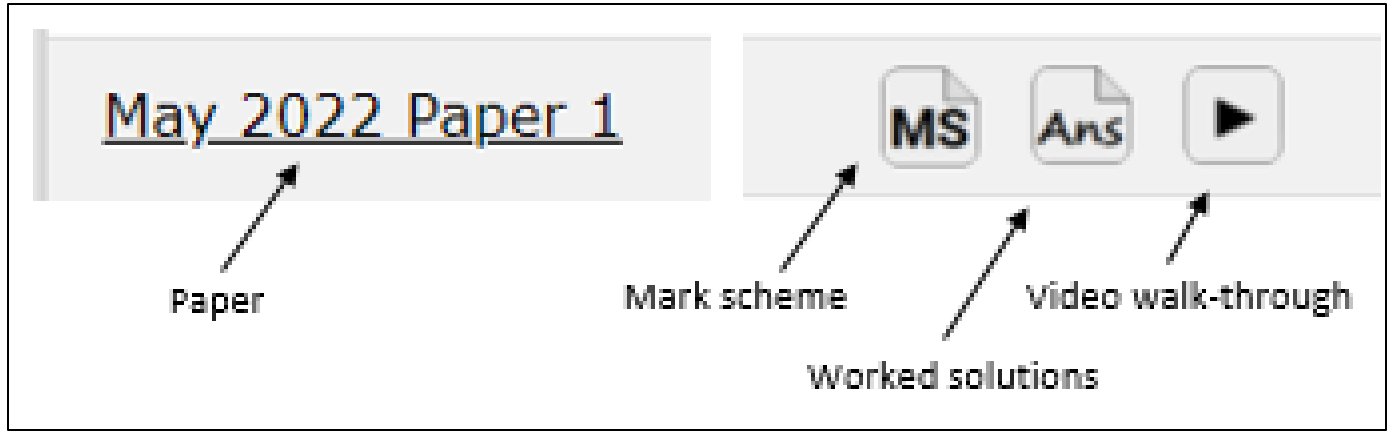

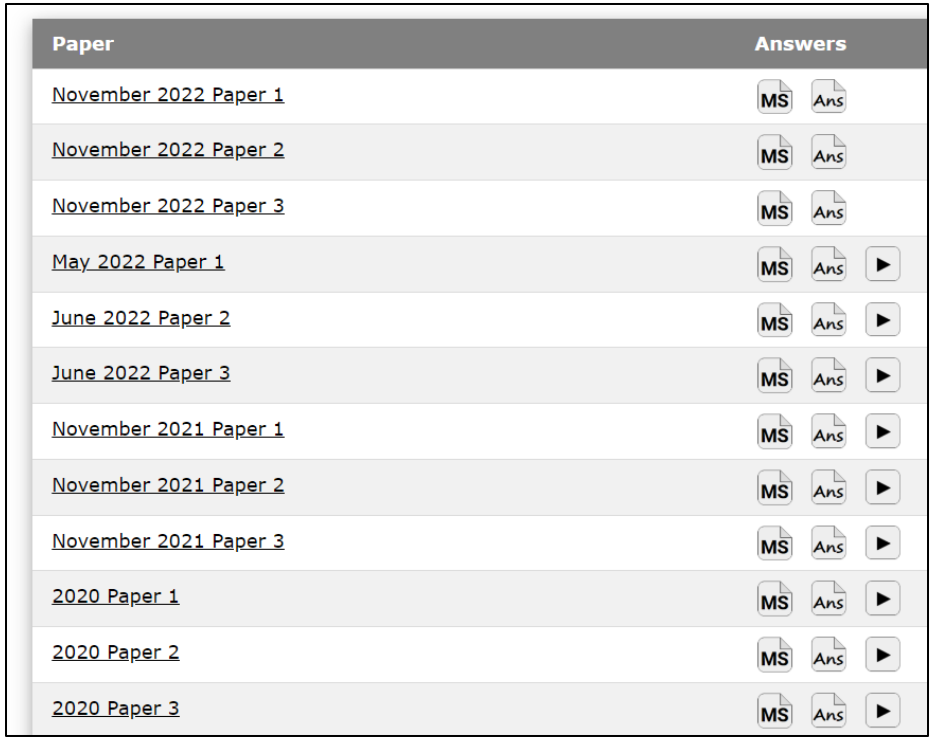

Paper	Answers
November 2022 Paper 1	MS Ans
November 2022 Paper 2	MS Ans
November 2022 Paper 3	MS Ans
May 2022 Paper 1	MS Ans ▶
June 2022 Paper 2	MS Ans ▶
June 2022 Paper 3	MS Ans ▶
November 2021 Paper 1	MS Ans ▶
November 2021 Paper 2	MS Ans ▶
November 2021 Paper 3	MS Ans ▶
2020 Paper 1	MS Ans ▶
2020 Paper 2	MS Ans ▶
2020 Paper 3	MS Ans ▶

GCSE Mathematics – Revision Resources

- Maths Genie – GCSE Questions:

Maths Genie GCSE Revision

Grade 5

Videos	Exam Questions	Exam Questions Booklet	Solutions
Writing a Ratio as a Fraction or Linear Function	Exam Questions Exam Questions	Ratio Fraction Problems Ratio Problems 2	Solutions Solutions
Direct and Inverse Proportion	Exam Questions	Direct and Inverse Proportion	Solutions
Reverse Percentages	Exam Questions	Reverse Percentages	Solutions
Standard Form	Exam Questions	Standard Form	Solutions
Speed and Density	Exam Questions	Compound Measures	Solutions
Changing the Subject of a Formula	Exam Questions	Changing the Subject of a Formula	Solutions
Expanding and Factorising Quadratics	Exam Questions	Expanding and Factorising Quadratics	Solutions
Solving Quadratics	Exam Questions	Solving Quadratics	Solutions
Drawing Quadratic Graphs		Quadratic Graphs	Solutions

GCSE Mathematics – Revision Resources

- Sparx Maths – Question Level Analysis (QLA):

Mathematics Assessment Feedback

Paper	Edexcel June 2023 Paper 1H
Name	
Teacher	Mr. Clark

sparx

Questions	Topic	Score	Sparx Code
1	Using a written method to divide with decimals	0 / 3	U868
2	Adding and subtracting mixed numbers	1 / 3	U793
3	Find the surface area of cubes and cuboids, Find the volume of cubes and cuboids	4 / 4	U929, U786
4	Drawing and interpreting frequency polygons	0 / 2	U840
5a	Venn diagrams	2 / 3	U476
5b	Venn diagrams with set notation	1 / 2	U748
6a	Interpreting scatter graphs	1 / 1	U277
6b	Using lines of best fit	2 / 2	U128
7	Finding original values in percentage calculations	2 / 2	U286
8	Finding the volume of cylinders, Calculating with pressure	3 / 3	U915, U527
9	Solving simultaneous equations graphically	1 / 1	U836
10	Angles in polygons, Constructing and solving equations	3 / 4	U427, U599
11	Simplifying expressions using index laws	1 / 3	U662
12	Tree diagrams for independent events	3 / 3	U558
13	Constructing direct proportion equations	3 / 3	U407
14a	Index rules with negative indices	1 / 1	U694
14b	Indices of the form a/b	3 / 3	U772
15	Interpret equations of straight lines, Equations of parallel & perpendicular lines	1 / 3	U669 U898
16	Finding the surface area of spheres, Simplifying surds	2 / 4	U893, U338
17	Changing the subjects of formulae	1 / 4	U556
18	Calculating with ratios and algebra	4 / 4	U676
19	Using the product rule for counting	2 / 2	U369
20a	Finding inverse functions	0 / 2	U996
20b	Finding composite functions	0 / 3	U448
21	Circle theorems	0 / 4	U459, U489
22	Trigonometry in 3D shapes, Using the exact values of trigonometric ratios (Higher)	0 / 2	U170, U319
23	Rationalising denominators containing two terms	0 / 4	U281
24	Solving quadratic inequalities	0 / 5	U133
	Total	41 / 80	

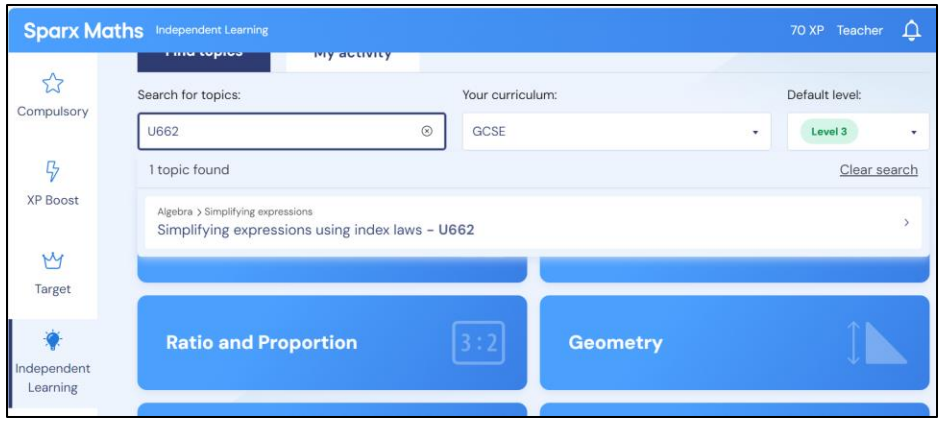

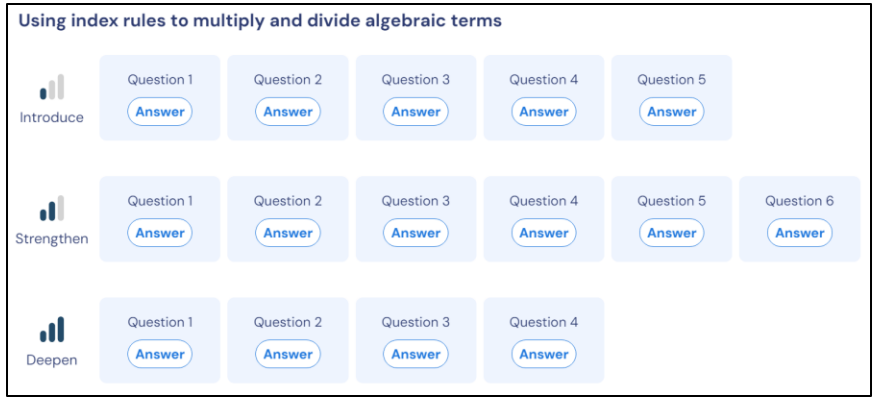

GCSE Mathematics – Paper Society

- Every Monday 15:00-16:00 in the Radegund Hall.
- GCSE past paper questions.
- Teacher support.
- Mark schemes.



GCSE Mathematics – Department Contact

- Please contact me for any extra past papers or resources.

I will ensure the class teacher provides your pupil with paper copies.

Email: katherine.streatfeild@coleridgecc.org.uk

Post-16 Destinations

Post 16 Application Process - Timeline

July 2026
- Some providers host open events
- Coleridge Post 16 Day as part of Personal Best Week

September 2026
- Provider open events continue
- Work begins in tutor time to prepare your personal statements ahead of applications

October 2026
- Post 16 Event at Coleridge. All of the providers are in attendance – last chance to get the info you need
- Work continues in tutor time to prepare your personal statements ahead of applications

November 2026
- Applications for Post 16 Open

Early January 2027
- Applications for Post 16 Close

February 2027 – May 2027
- Guidance Meetings take place
- Students receive offers from providers

The Application process

Process

- All applications for Colleges & Sixth forms in the Cambridge area is via the MyChoice16 website
- All students should apply for multiple colleges / sixth forms – keep your options open
- School will ensure all students have applied on time
- **Do not start making applications now** – the school will guide students through the process

Support in School

- Students are currently being supported to develop their personal statements. These need to be completed before October Half term.
- At the end of October, school will support students to make applications via MyChoice16

Coleridge Post 16 Transition Evening

Thursday 8th October 6pm – 8pm In the Radegund Hall

All providers, including **Hills Road, CAST, Chesterton, CRC, The Oakes, Long Road and others** will be here to discuss your post 16 options with you.

The last chance for you to get the information you need to make an informed decision.

More information will be emailed home.

Thank You

Any Questions?

Please email: col-enquiries@coleridgecc.org.uk